

## Servo - Analog to Light Dimmer Control

To DMX Controller  
(servo output channels 1 - 2)

Servo to Analog Converter Board Output Example  
Light Dimmer Pack Controller



0-10 Vdc Output

Channel 1  
GND Output  
Channel 2  
GND Output

Servo to Analog Controller No1



Light Dimmer Pack Controller (DDS 5600)

ANALOG INPUT PORT

Servo to Analog Controller No1

Common (GND)

Servo to Analog Controller No.2  
Channel 3  
Channel 4  
Light Dimmer Pack Analog Input (0 - 10 VDC)

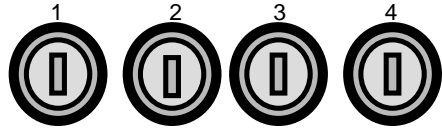
Channel 2  
Channel 1

MPX ADDRESS  
1 2 3 4 5 6 7 8

0-10 ADC  
ANALOG


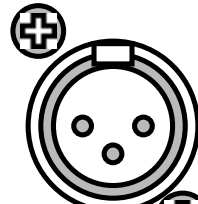
- CONTROL STATUS -  
PWR MPX 1 2 3 4

CHANNEL FUSES



USE ONLY 5A 260V NON TIME DELAY FUSES  
MPX LOOP THRU

DDS 5600 Lighting Dimmer



Light Dimmer Pack Controller